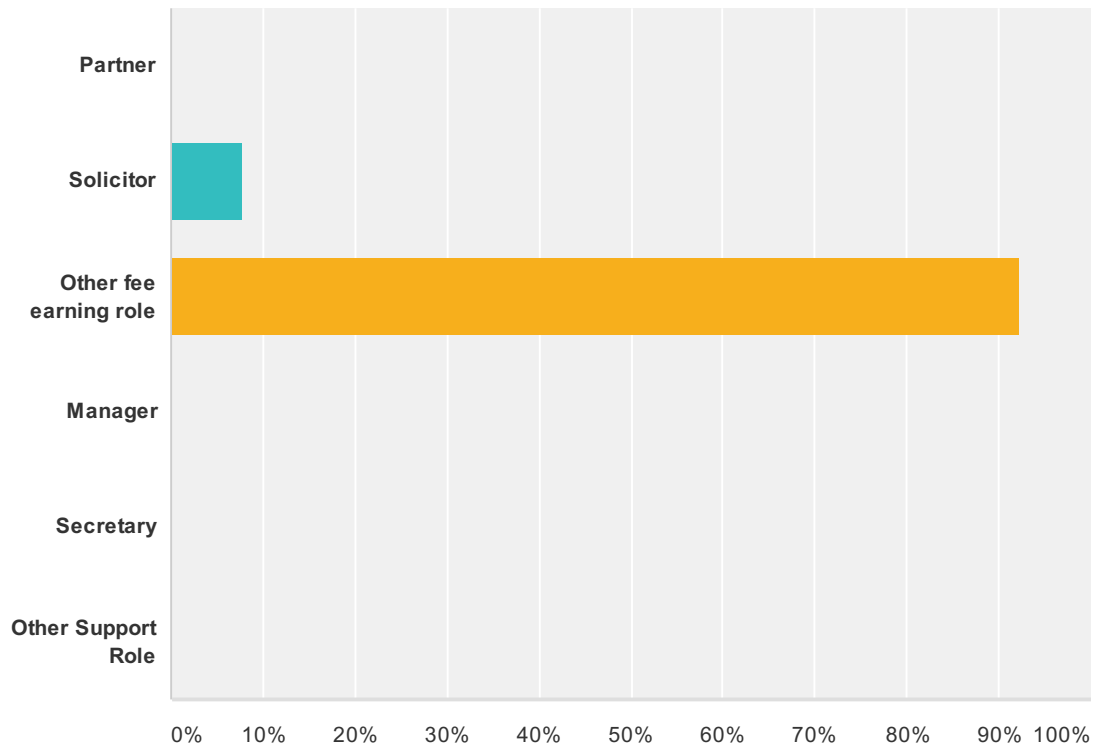


Diversity Survey

Q1 Please Confirm your role within the firm

Answered: 13 Skipped: 0

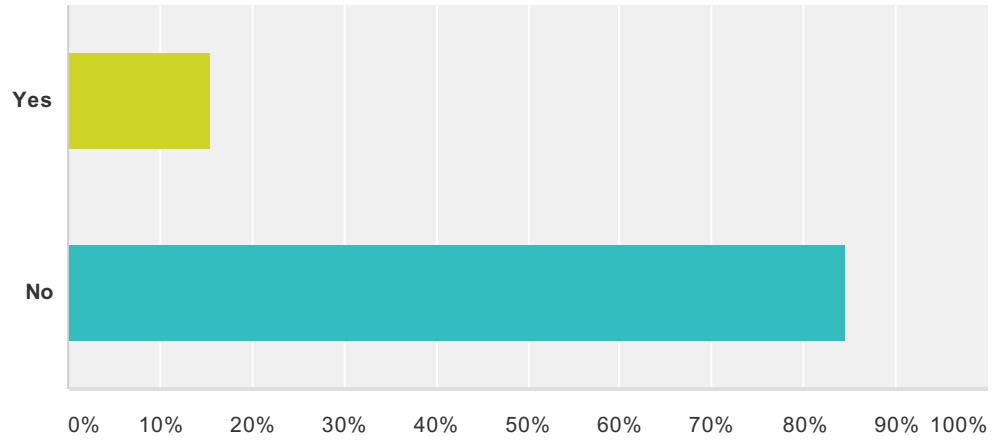


Answer Choices	Responses
Partner	0.00% 0
Solicitor	7.69% 1
Other fee earning role	92.31% 12
Manager	0.00% 0
Secretary	0.00% 0
Other Support Role	0.00% 0
Total	13

Diversity Survey

Q2 Do you Supervise any fee earning staff?

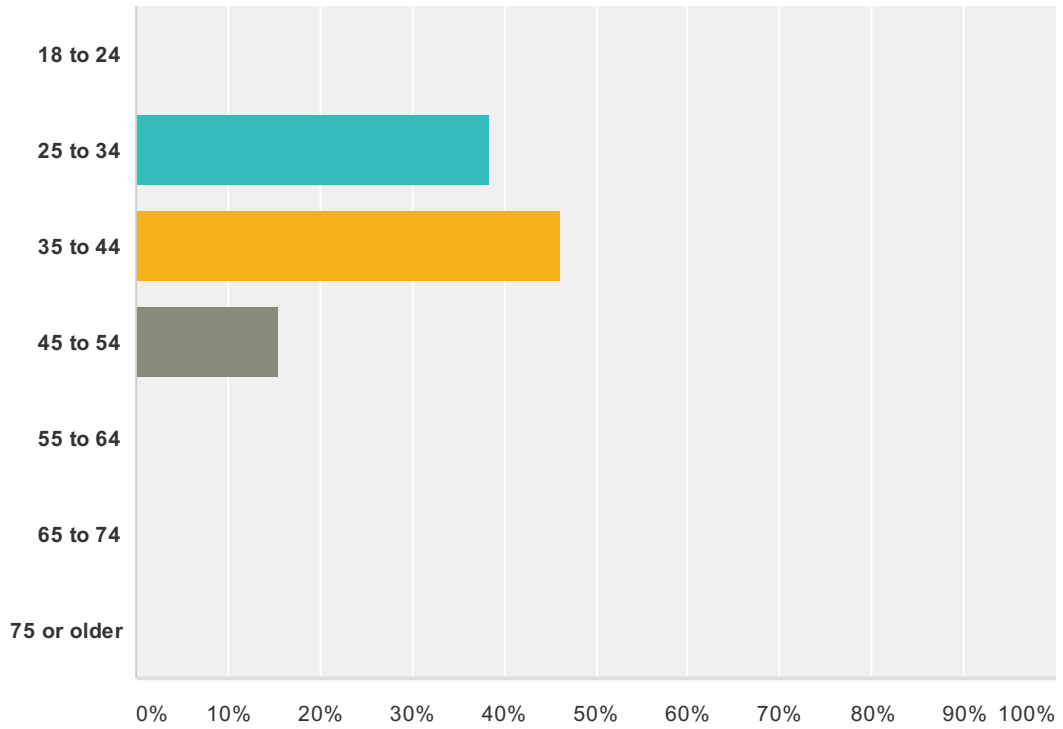
Answered: 13 Skipped: 0



Answer Choices	Responses
Yes	15.38% 2
No	84.62% 11
Total	13

Q3 What is your age?

Answered: 13 Skipped: 0

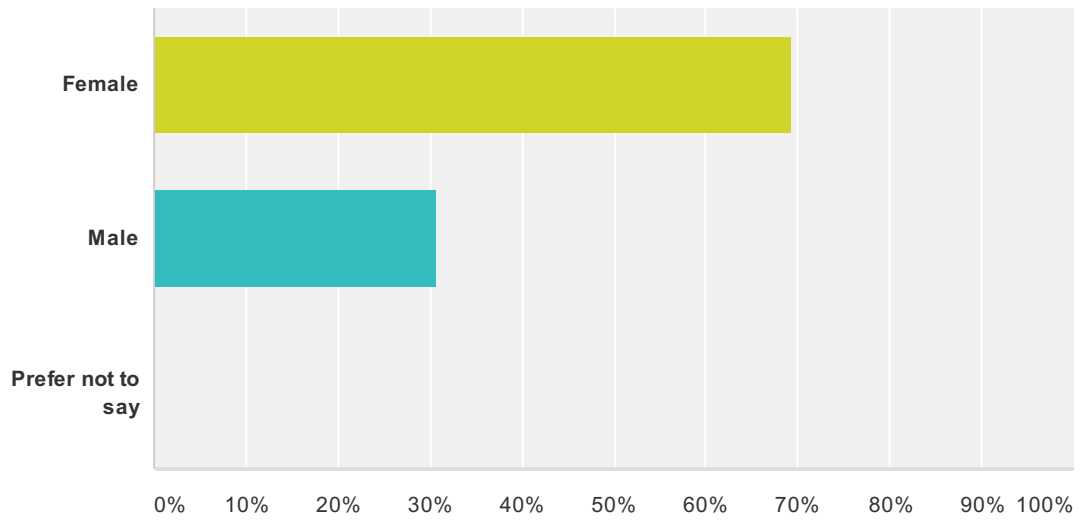


Answer Choices	Responses
18 to 24	0.00% 0
25 to 34	38.46% 5
35 to 44	46.15% 6
45 to 54	15.38% 2
55 to 64	0.00% 0
65 to 74	0.00% 0
75 or older	0.00% 0
Total	13

Diversity Survey

Q4 What is your gender?

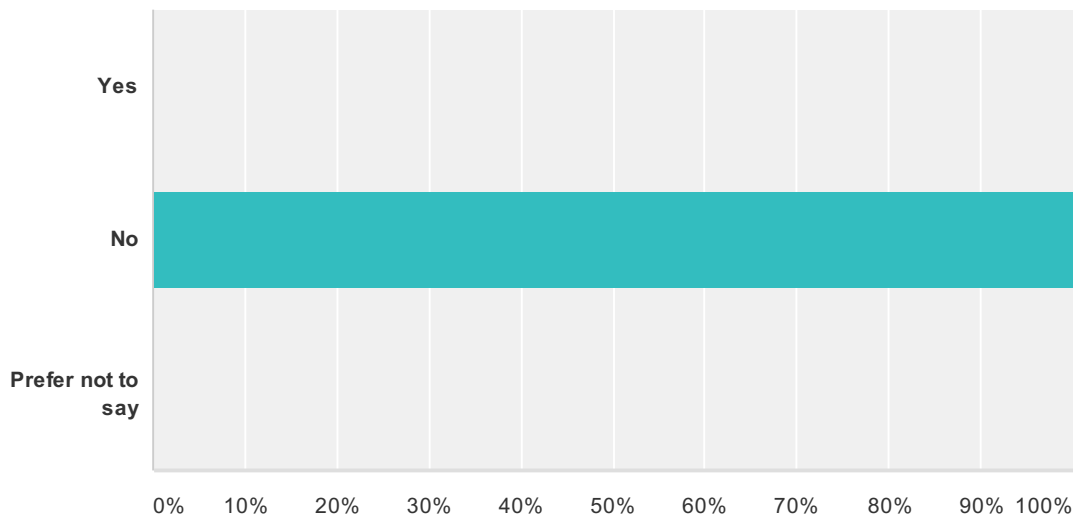
Answered: 13 Skipped: 0



Answer Choices	Responses	
Female	69.23%	9
Male	30.77%	4
Prefer not to say	0.00%	0
Total		13

Q5 6. The Equality Act 2010 generally defines a disabled person as someone who has a mental or physical impairment that has a substantial and long-term adverse effect on the person’s ability to carry out normal day-to-day activities. (a) Do you consider yourself to have a disability according to the definition in the Equality Act?

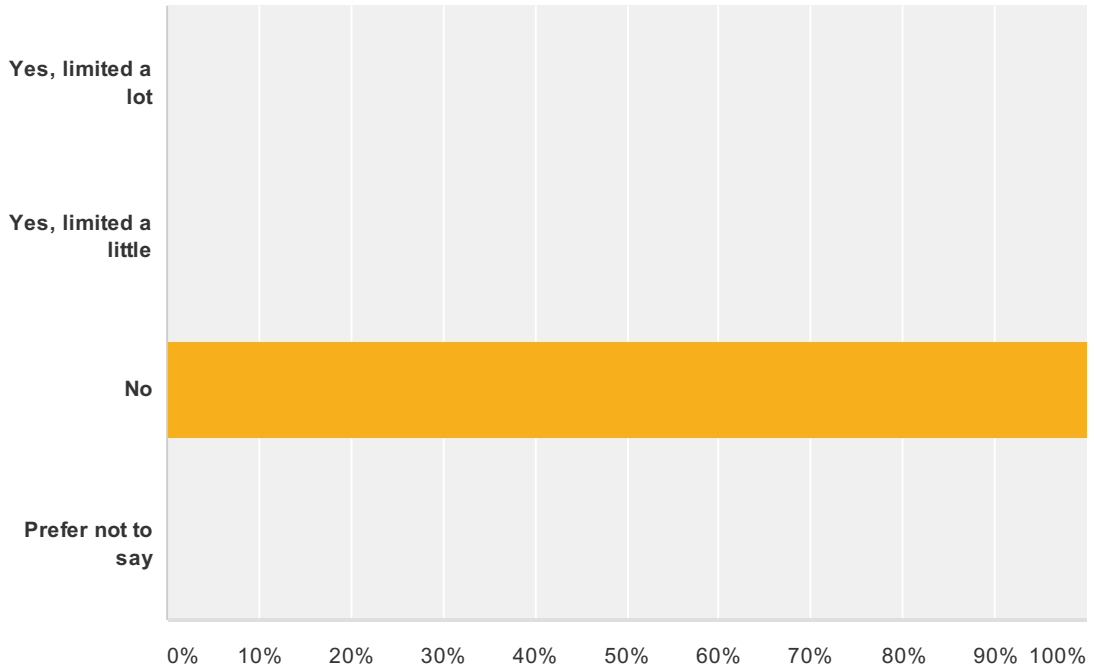
Answered: 13 Skipped: 0



Answer Choices	Responses
Yes	0.00% 0
No	100.00% 13
Prefer not to say	0.00% 0
Total	13

Q6 (b) Are your day-to-day activities limited because of a health problem or disability which has lasted, or is expected to last, at least 12 months?

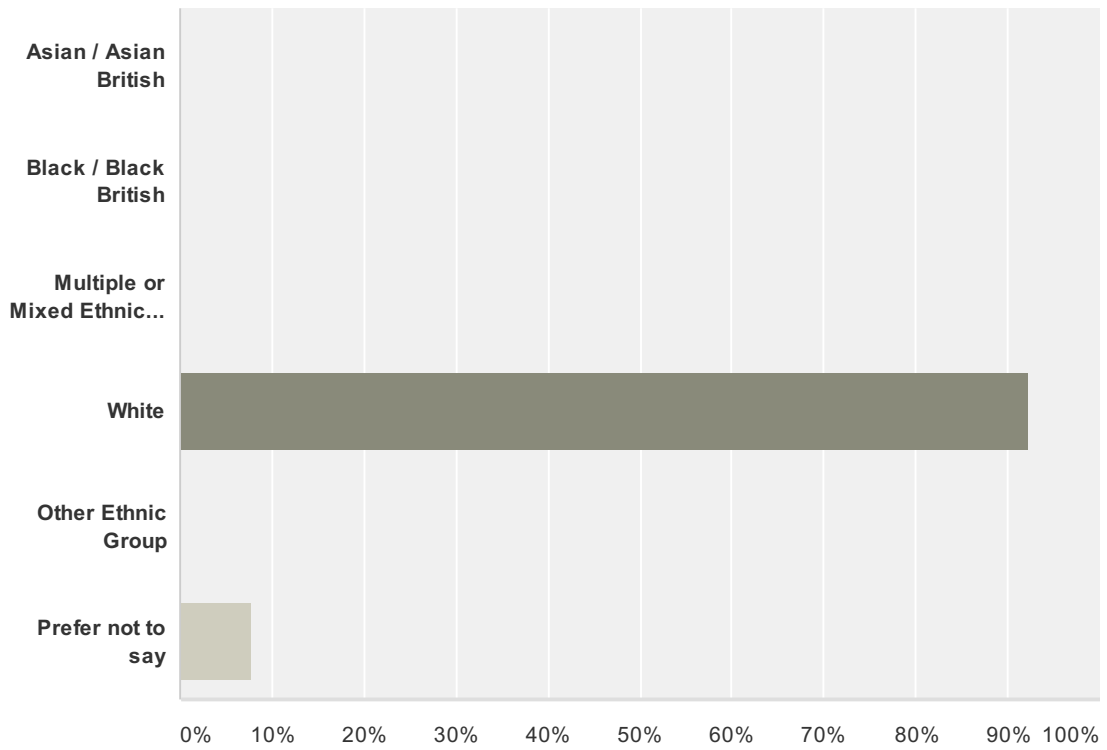
Answered: 13 Skipped: 0



Answer Choices	Responses
Yes, limited a lot	0.00% 0
Yes, limited a little	0.00% 0
No	100.00% 13
Prefer not to say	0.00% 0
Total	13

Q7 What is your ethnic group?

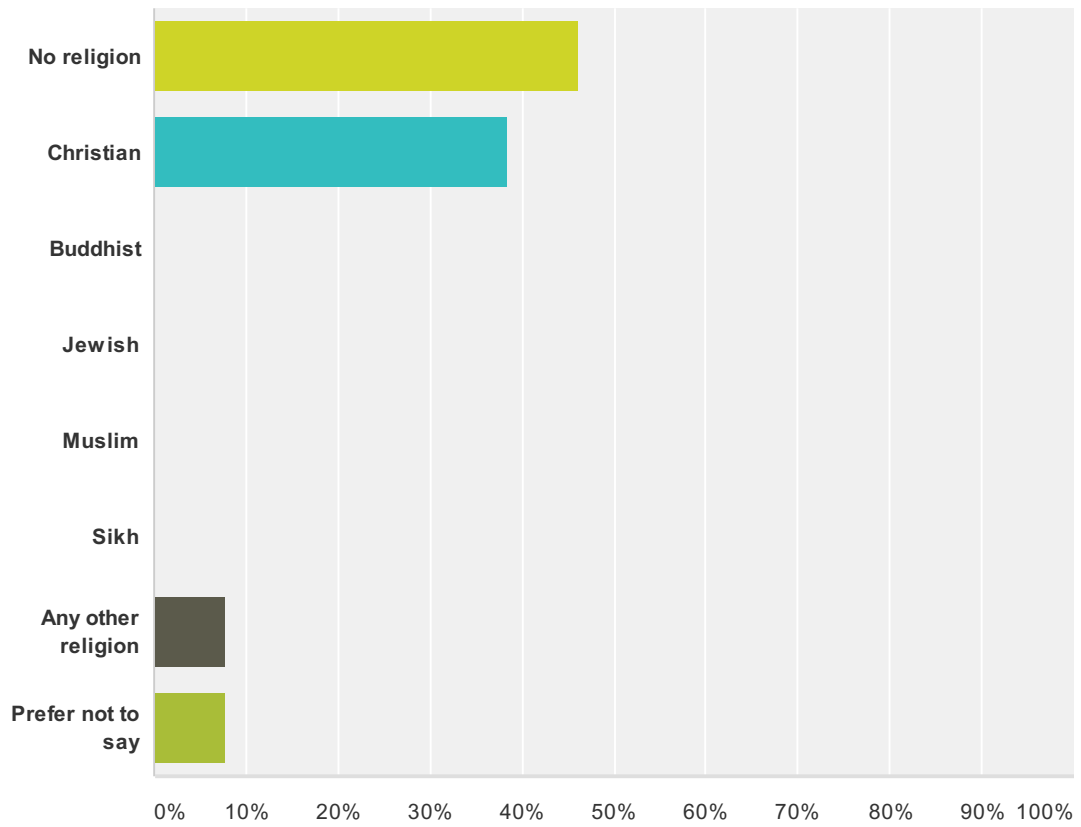
Answered: 13 Skipped: 0



Answer Choices	Responses
Asian / Asian British	0.00% 0
Black / Black British	0.00% 0
Multiple or Mixed Ethnic Groups	0.00% 0
White	92.31% 12
Other Ethnic Group	0.00% 0
Prefer not to say	7.69% 1
Total	13

Q8 What is your religion or belief?

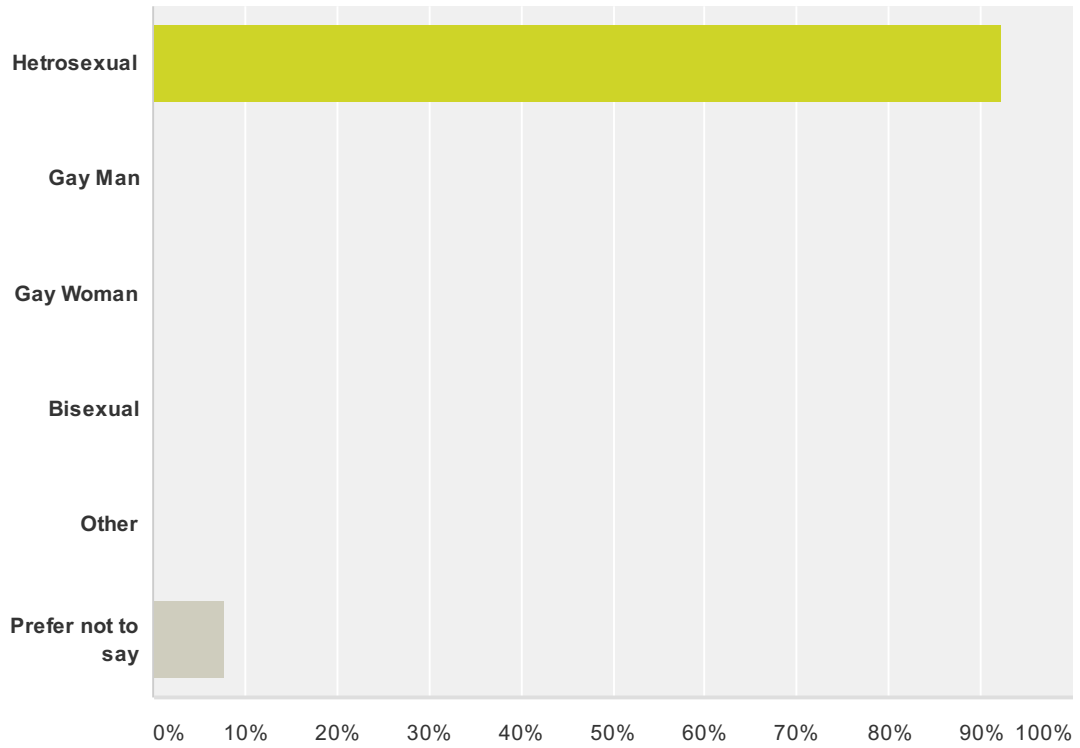
Answered: 13 Skipped: 0



Answer Choices	Responses	Count
No religion	46.15%	6
Christian	38.46%	5
Buddhist	0.00%	0
Jewish	0.00%	0
Muslim	0.00%	0
Sikh	0.00%	0
Any other religion	7.69%	1
Prefer not to say	7.69%	1
Total		13

Q9 What is your sexual orientation?

Answered: 13 Skipped: 0

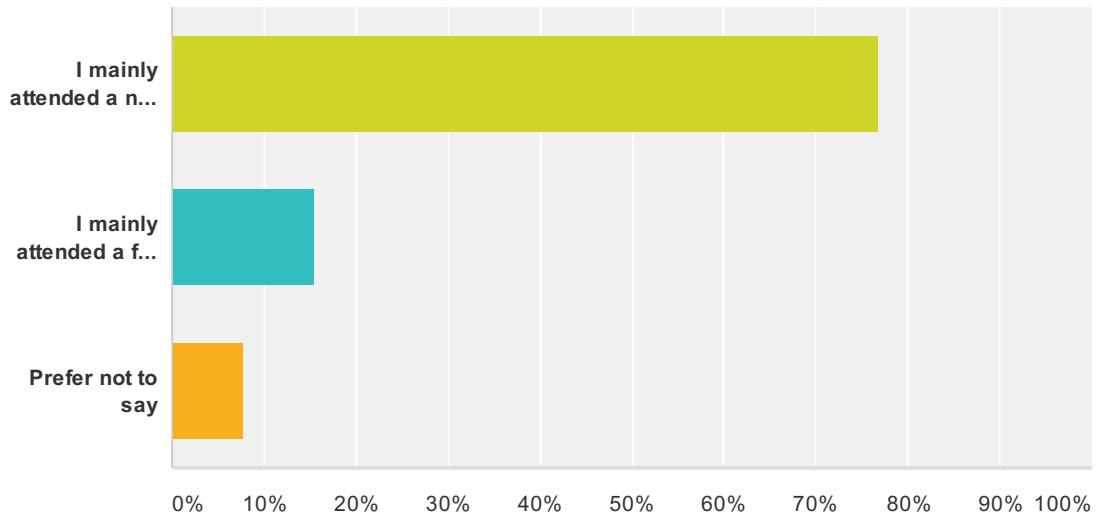


Answer Choices	Responses	
Hetrosexual	92.31%	12
Gay Man	0.00%	0
Gay Woman	0.00%	0
Bisexual	0.00%	0
Other	0.00%	0
Prefer not to say	7.69%	1
Total		13

Diversity Survey

Q10 Did you mainly attend a state or fee paying school between the ages 11 – 18?

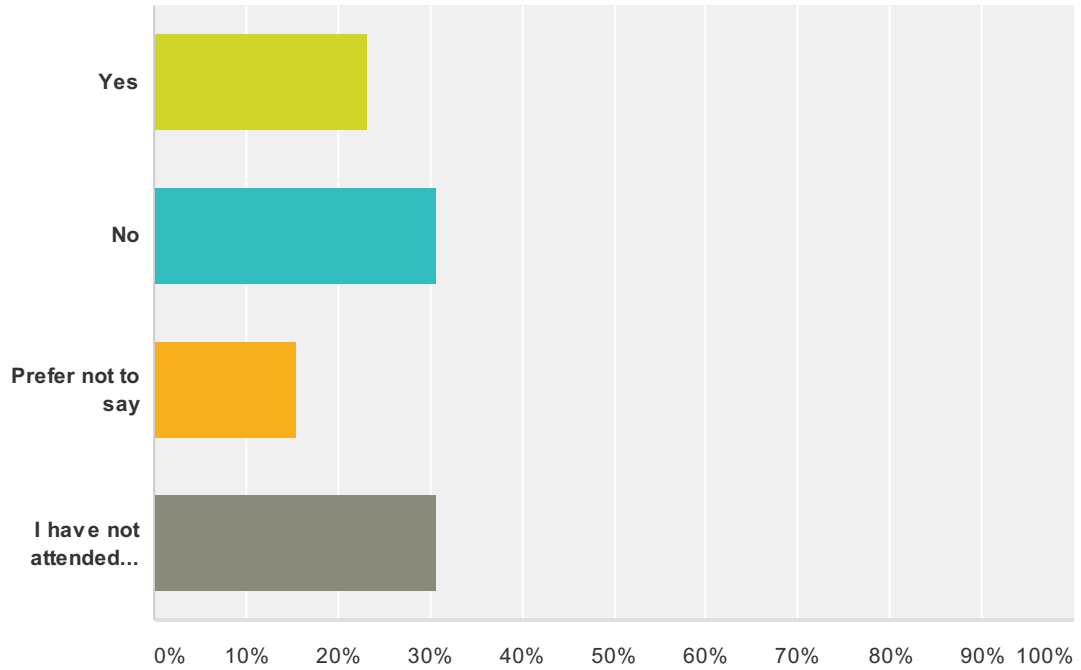
Answered: 13 Skipped: 0



Answer Choices	Responses
I mainly attended a non fee paying school.	76.92% 10
I mainly attended a fee paying school	15.38% 2
Prefer not to say	7.69% 1
Total	13

Q11 If you went to University (to study a BA, BSc course or higher), were you part of the first generation of your family to do so?

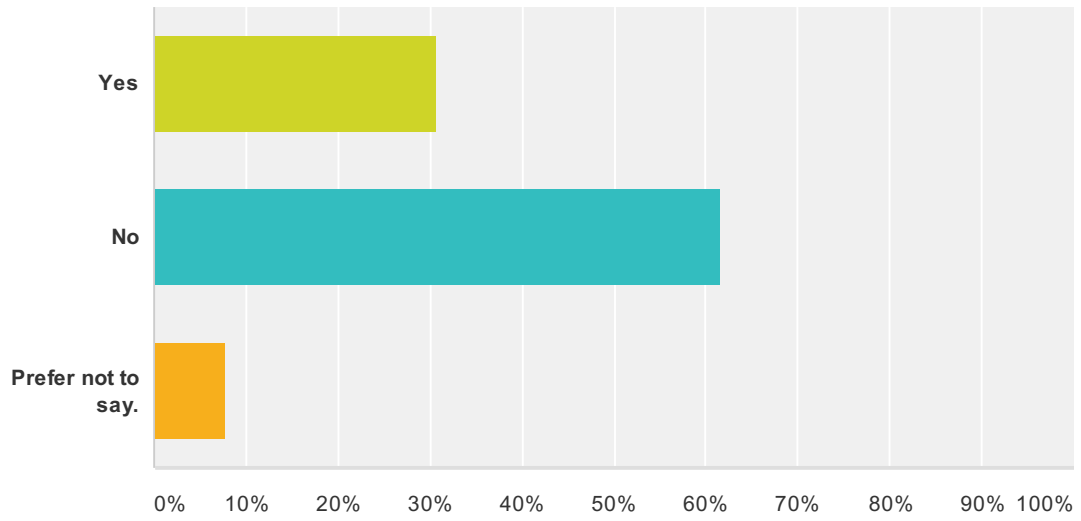
Answered: 13 Skipped: 0



Answer Choices	Responses	
Yes	23.08%	3
No	30.77%	4
Prefer not to say	15.38%	2
I have not attended university.	30.77%	4
Total		13

Q12 Are you a primary carer for a child or children under the age of 18?

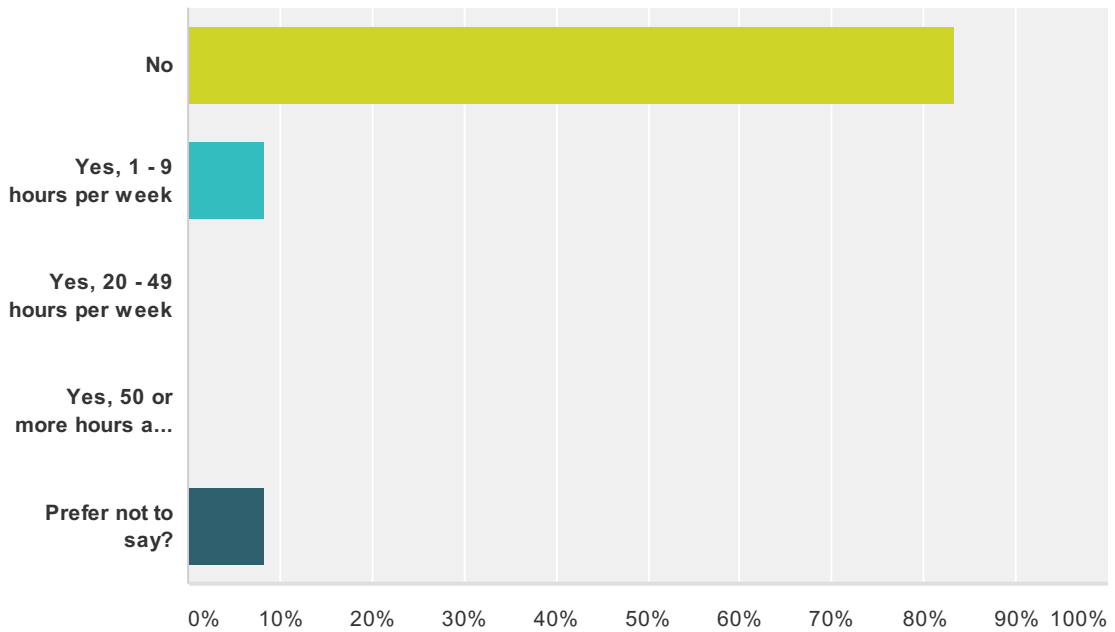
Answered: 13 Skipped: 0



Answer Choices	Responses	
Yes	30.77%	4
No	61.54%	8
Prefer not to say.	7.69%	1
Total		13

Q13 Do you look after, or give any help or support to family members, friends, neighbours or others because of either: Long-term physical or mental ill-health / disability Problems related to old age? If you look after more than one person, please total the hours spent caring for both or all individuals and select the correct category for the total number of hours.

Answered: 12 Skipped: 1



Answer Choices	Responses	
No	83.33%	10
Yes, 1 - 9 hours per week	8.33%	1
Yes, 20 - 49 hours per week	0.00%	0
Yes, 50 or more hours a week	0.00%	0
Prefer not to say?	8.33%	1
Total		12